



Help for non-English speakers

If you need help to understand the information in this policy please contact the school Principal.

PURPOSE

To explain to Oberon Primary School parents, carers, staff and students the processes and procedures in place to support students diagnosed as being at risk of suffering from anaphylaxis. This policy also ensures that Oberon Primary School is compliant with Ministerial Order 706 and the Department's guidelines for anaphylaxis management.

SCOPE

This policy applies to:

- all staff, including casual relief staff and volunteers
- all students who have been diagnosed with anaphylaxis, or who may require emergency treatment for an anaphylactic reaction, and their parents and carers.

POLICY

School Statement

Oberon Primary School will fully comply with Ministerial Order 706 and the associated guidelines published by the Department of Education and Training.

Anaphylaxis

Anaphylaxis is a severe allergic reaction that occurs after exposure to an allergen. The most common allergens for school-aged children are nuts, eggs, cow's milk, fish, shellfish, wheat, soy, sesame, latex, certain insect stings and medication.

Symptoms

Signs and symptoms of a mild to moderate allergic reaction can include:

- swelling of the lips, face and eyes
- hives or welts
- tingling in the mouth.

Signs and symptoms of anaphylaxis, a severe allergic reaction, can include:

- difficult/noisy breathing
- swelling of tongue
- difficulty talking and/or hoarse voice
- wheeze or persistent cough

- persistent dizziness or collapse
- student appears pale or floppy
- abdominal pain and/or vomiting.

Symptoms usually develop within ten minutes and up to two hours after exposure to an allergen, but can appear within a few minutes.

Treatment

Adrenaline given as an injection into the muscle of the outer mid-thigh is the first aid treatment for anaphylaxis.

Individuals diagnosed as being at risk of anaphylaxis are prescribed an adrenaline autoinjector for use in an emergency. These adrenaline autoinjectors are designed so that anyone can use them in an emergency.

Individual Anaphylaxis Management Plans

All students at Oberon Primary School who are diagnosed by a medical practitioner as being at risk of suffering from an anaphylactic reaction must have an Individual Anaphylaxis Management Plan. When notified of an anaphylaxis diagnosis, the Principal of Oberon Primary School is responsible for developing a plan in consultation with the student's parents/carers.

Where necessary, an Individual Anaphylaxis Management Plan will be in place as soon as practicable after a student enrolls at Oberon Primary School and where possible, before the student's first day.

Parents and carers must:

- obtain an ASCIA Action Plan for Anaphylaxis from the student's medical practitioner and provide a copy to the school as soon as practicable
- immediately inform the school in writing if there is a relevant change in the student's medical condition and obtain an updated ASCIA Action Plan for Anaphylaxis
- provide an up-to-date photo of the student for the ASCIA Action Plan for Anaphylaxis when that Plan is provided to the school and each time it is reviewed
- provide the school with a current adrenaline autoinjector for the student that has not expired;
- participate in annual reviews of the student's Plan.

Each student's Individual Anaphylaxis Management Plan must include:

- information about the student's medical condition that relates to allergies and the potential for anaphylactic reaction, including the type of allergies the student has
- information about the signs or symptoms the student might exhibit in the event of an allergic reaction based on a written diagnosis from a medical practitioner
- strategies to minimise the risk of exposure to known allergens while the student is under the care or supervision of school staff, including in the school yard, at camps and excursions, or at special events conducted, organised or attended by the school
- the name of the person(s) responsible for implementing the risk minimisation strategies, which have been identified in the Plan
- information about where the student's medication will be stored
- the student's emergency contact details
- an up-to-date ASCIA Action Plan for Anaphylaxis completed by the student's medical practitioner.

Review and updates to Individual Anaphylaxis Management Plans

A student's Individual Anaphylaxis Management Plan will be reviewed and updated on an annual basis in consultation with the student's parents/carers. The plan will also be reviewed and, where necessary, updated in the following circumstances:

- as soon as practicable after the student has an anaphylactic reaction at school
- if the student's medical condition, insofar as it relates to allergy and the potential for anaphylactic reaction, changes
- when the student is participating in an off-site activity, including camps and excursions, or at special events including fetes and concerts.

Our school may also consider updating a student's Individual Anaphylaxis Management Plan if there is an identified and significant increase in the student's potential risk of exposure to allergens at school.

Location of plans and adrenaline autoinjectors

Depending on the age of the student who are at risk of anaphylaxis, the severity of their allergies and the content of their plan, some students may keep their adrenaline autoinjector on their person, rather than in a designated location.

A copy of each student's Individual Anaphylaxis Management Plan will be stored with their ASCIA Action Plan for Anaphylaxis in our medical folders throughout the school. Whilst some students keep their adrenaline autoinjector on their person, medication for those that do not will be stored and labelled with their name in our locked medical cabinets in the student's classroom. Adrenaline autoinjectors for general use are available at the First Aid Room and are labelled "general use".

Risk Minimisation Strategies

To reduce the risk of a student suffering from an anaphylactic reaction at Oberon Primary School, we have put in place the following strategies:

- *staff and students are regularly reminded to wash their hands after eating;*
- *students are discouraged from sharing food*
- *garbage bins at school are to remain covered with lids to reduce the risk of attracting insects*
- *school canteen staff are trained in appropriate food handling to reduce the risk of cross-contamination*
- *year groups will be informed of allergens that must be avoided in advance of class parties, events or birthdays*
- *a general use adrenaline autoinjector will be stored at the school canteen, office and in the yard duty bag for ease of access.*
- *Planning for off-site activities will include risk minimisation strategies for students at risk of anaphylaxis including supervision requirements, appropriate number of trained staff, emergency response procedures and other risk controls appropriate to the activity and students attending.*

Adrenaline autoinjectors for general use

Oberon Primary School will maintain a supply of adrenaline autoinjectors for general use, as a back-up to those provided by parents and carers for specific students, and also for students who may suffer from a first time reaction at school.

Adrenaline autoinjectors for general use will be stored at the First Aid Room and labelled “general use”.

The Principal is responsible for arranging the purchase of adrenaline autoinjectors for general use, and will consider:

- the number of students enrolled at Oberon Primary School at risk of anaphylaxis
- the accessibility of adrenaline autoinjectors supplied by parents
- the availability of a sufficient supply of autoinjectors for general use in different locations at the school, as well as at camps, excursions and events
- the limited life span of adrenaline autoinjectors, and the need for general use adrenaline autoinjectors to be replaced when used or prior to expiry
- the weight of the students at risk of anaphylaxis to determine the correct dosage of adrenaline autoinjector/s to purchase.

Emergency Response

In the event of an anaphylactic reaction, the emergency response procedures in this policy must be followed, together with the school’s general first aid procedures, emergency response procedures and the student’s Individual Anaphylaxis Management Plan.

A complete and up-to-date list of students identified as being at risk of anaphylaxis is maintained by The Admin and First Aid Officers and stored in the medical folders throughout the school or on our Cases computers. For camps, excursions and special events, a designated staff member will be responsible for maintaining a list of students at risk of anaphylaxis attending the special event, together with their Individual Anaphylaxis Management Plans and adrenaline autoinjectors, where appropriate.

If a student experiences an anaphylactic reaction at school or during a school activity, school staff must:

Step	Action
1.	<ul style="list-style-type: none"> • Lay the person flat • Do not allow them to stand or walk • If breathing is difficult, allow them to sit • Be calm and reassuring • Do not leave them alone • Seek assistance from another staff member or reliable student to locate the student’s adrenaline autoinjector or the school’s general use autoinjector, and the student’s Individual Anaphylaxis Management Plan, stored in the medical folders throughout the school • If the student’s plan is not immediately available, or they appear to be experiencing a first time reaction, follow steps 2 to 5
2.	<p>Administer an EpiPen or EpiPen Jr</p> <ul style="list-style-type: none"> • Remove from plastic container • Form a fist around the EpiPen and pull off the blue safety release (cap) • Place orange end against the student’s outer mid-thigh (with or without clothing) • Push down hard until a click is heard or felt and hold in place for 3 seconds • Remove EpiPen • Note the time the EpiPen is administered

	<ul style="list-style-type: none"> • Retain the used EpiPen to be handed to ambulance paramedics along with the time of administration <p>OR</p> <p>Administer an Anapen® 500, Anapen® 300, or Anapen® Jr.</p> <ul style="list-style-type: none"> • Pull off the black needle shield • Pull off grey safety cap (from the red button) • Place needle end firmly against the student's outer mid-thigh at 90 degrees (with or without clothing) • Press red button so it clicks and hold for 10 seconds • Remove Anapen® • Note the time the Anapen is administered • Retain the used Anapen to be handed to ambulance paramedics along with the time of administration
3.	Call an ambulance (000)
4.	If there is no improvement or severe symptoms progress (as described in the ASCIA Action Plan for Anaphylaxis), further adrenaline doses may be administered every five minutes, if other adrenaline autoinjectors are available.
5.	Contact the student's emergency contacts.

If a student appears to be having a severe allergic reaction but has not been previously diagnosed with an allergy or being at risk of anaphylaxis, school staff should follow steps 2 – 5 as above.

Schools can use either the EpiPen® **and Anapen® on any student** suspected to be experiencing an anaphylactic reaction, regardless of the device prescribed in their ASCIA Action Plan.

Where possible, schools should consider using the correct dose of adrenaline autoinjector depending on the weight of the student. However, in an emergency if there is no other option available, any device should be administered to the student.

Communication Plan

This policy will be available on Oberon Primary School's website so that parents and other members of the school community can easily access information about Oberon Primary School's anaphylaxis management procedures. The parents and carers of students who are enrolled at Oberon Primary School and are identified as being at risk of anaphylaxis will also be provided with a copy of this policy.

The Principal is responsible for ensuring that all relevant staff, including casual relief staff, canteen staff and volunteers are aware of this policy and Oberon Primary School's procedures for anaphylaxis management. Casual relief staff and volunteers who are responsible for the care and/or supervision of students who are identified as being at risk of anaphylaxis will also receive a verbal briefing on this policy, their role in responding to an anaphylactic reaction and where required, the identity of students at risk.

The Principal is also responsible for ensuring relevant staff are trained and briefed in anaphylaxis management, consistent with the Department's [Anaphylaxis Guidelines](#).

Staff training

The Principal will ensure that the following school staff are appropriately trained in anaphylaxis management:

- School staff who conduct classes attended by students who are at risk of anaphylaxis
- School staff who conduct specialist classes, all canteen staff, admin staff, first aiders and any other member of school staff as required by the Principal based on a risk assessment.

Staff who are required to undertake training must have completed:

- an approved face-to-face anaphylaxis management training course in the last three years, or
- an approved online anaphylaxis management training course in the last two years.

Staff are also required to attend a briefing on anaphylaxis management and this policy at least twice per year (with the first briefing to be held at the beginning of the school year), facilitated by a staff member who has successfully completed an anaphylaxis management course within the last 2 years including Principal or First Aid Officer. Each briefing will address:

- this policy
- the causes, symptoms and treatment of anaphylaxis
- the identities of students with a medical condition that relates to allergies and the potential for anaphylactic reaction, and where their medication is located
- how to use an adrenaline autoinjector, including hands on practice with a trainer adrenaline autoinjector
- the school's general first aid and emergency response procedures
- the location of, and access to, adrenaline autoinjectors that have been provided by parents or purchased by the school for general use.

When a new student enrolls at Oberon Primary School who is at risk of anaphylaxis, the Principal will develop an interim plan in consultation with the student's parents and ensure that appropriate staff are trained and briefed as soon as possible.

A record of staff training courses and briefings will be maintained by the Principal or First Aid Officer.

The Principal will ensure that while students at risk of anaphylaxis are under the care or supervision of the school outside of normal class activities, including in the school yard, at camps and excursions, or at special event days, there is a sufficient number of school staff present who have been trained in anaphylaxis management.

FURTHER INFORMATION AND RESOURCES

- The Department's Policy and Advisory Library (PAL):
 - [Anaphylaxis](#)
- [Allergy & Anaphylaxis Australia](#)
- ASCIA Guidelines: [Schooling and childcare](#)
- Royal Children's Hospital: [Allergy and immunology](#)
- Health Care Needs Policy

POLICY REVIEW AND APPROVAL

Policy last reviewed	15/02/2023
Approved by	Principal
Next scheduled review date	February 2024

The Principal will complete the Department's Annual Risk Management Checklist for anaphylaxis management to assist with the evaluation and review of this policy and the support provided to students at risk of anaphylaxis.

Individual Anaphylaxis Management Plan

This plan is to be completed by the principal or nominee on the basis of information from the student's medical practitioner (**ASCIA Action Plan for Anaphylaxis**) provided by the parent.

It is the parent's responsibility to provide the school with a copy of the student's ASCIA Action Plan for Anaphylaxis containing the emergency procedures plan (signed by the student's medical practitioner) and an up-to-date photo of the student - to be appended to this plan; and to inform the school if their child's medical condition changes.

School		Phone	
Student			
DOB		Year level	
Severely allergic to:			
Other health conditions			
Medication at school			

EMERGENCY CONTACT DETAILS (PARENT)

Name		Name	
Relationship		Relationship	
Home phone		Home phone	
Work phone		Work phone	
Mobile		Mobile	
Address		Address	

EMERGENCY CONTACT DETAILS (ALTERNATE)

Name		Name	
Relationship		Relationship	
Home phone		Home phone	
Work phone		Work phone	
Mobile		Mobile	
Address		Address	

Medical practitioner contact	Name	
	Phone	

Emergency care to be provided at school	
--	--

Storage location for adrenaline autoinjector (device specific) (EpiPen® or Anapen®)	

ENVIRONMENT

To be completed by principal or nominee. Please consider each environment/area (on and off school site) the student will be in for the year, e.g. classroom, canteen, food tech room, sports oval, excursions and camps etc.

Name of environment/area:

Risk identified	Actions required to minimise the risk	Who is responsible?	Completion date?

Name of environment/area:

Risk identified	Actions required to minimise the risk	Who is responsible?	Completion date?


Name of environment/area:

Risk identified	Actions required to minimise the risk	Who is responsible?	Completion date?

Name of environment/area:			
Risk identified	Actions required to minimise the risk	Who is responsible?	Completion date?
Name of environment/area:			
Risk identified	Actions required to minimise the risk	Who is responsible?	Completion date?

(continues on next page)

One of the following completed ASCIA Action Plans:



australian society of clinical immunology and allergy
www.allergy.org.au

ACTION PLAN FOR Anaphylaxis

For use with EpiPen® adrenaline (epinephrine) autoinjectors

Name: _____
Date of birth: _____

Confirmed allergens: _____

Family/emergency contact name(s):
1. _____
Mobile Ph: _____
2. _____
Mobile Ph: _____

Plan prepared by doctor or nurse practitioner (np): _____


The treating doctor or np hereby authorises medications specified on this plan to be given according to the plan, as consented by the patient or parent/guardian.

Whilst this plan does not expire, review is recommended by DD/MM/YY

Signed: _____
Date: _____


How to give EpiPen®

1



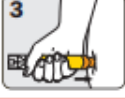
Form fist around EpiPen® and PULL OFF BLUE SAFETY RELEASE

2



Hold leg still and PLACE ORANGE END against outer mid-thigh (with or without clothing)

3



PUSH DOWN HARD until a click is heard or felt and hold in place for 3 seconds REMOVE EpiPen®

EpiPen® is prescribed as follows:

- EpiPen® Jr (150 mcg) for children 7.5-20kg
- EpiPen® (300 mcg) for children over 20kg and adults

SIGNS OF MILD TO MODERATE ALLERGIC REACTION

- Swelling of lips, face, eyes
- Hives or welts
- Tingling mouth
- Abdominal pain, vomiting - **these are signs of anaphylaxis for insect allergy**

ACTION FOR MILD TO MODERATE ALLERGIC REACTION

- For insect allergy - flick out sting if visible
- For tick allergy seek medical help or freeze tick and let it drop off
- Stay with person, call for help and locate adrenaline autoinjector
- Give antihistamine (if prescribed) _____
- Phone family/emergency contact

Mild to moderate allergic reactions (such as hives or swelling) may not always occur before anaphylaxis

WATCH FOR ANY ONE OF THE FOLLOWING SIGNS OF ANAPHYLAXIS (SEVERE ALLERGIC REACTION)

- Difficult or noisy breathing
- Swelling of tongue
- Swelling or tightness in throat
- Wheeze or persistent cough
- Difficulty talking or hoarse voice
- Persistent dizziness or collapse
- Pale and floppy (young children)

ACTION FOR ANAPHYLAXIS

- 1 LAY PERSON FLAT - do NOT allow them to stand or walk**
- If unconscious or pregnant, place in recovery position - on left side if pregnant, as shown below
- If breathing is difficult allow them to sit with legs outstretched
- Hold young children flat, not upright



- 2 GIVE ADRENALINE AUTOINJECTOR**
- 3 Phone ambulance - 000 (AU) or 111 (NZ)**
- 4 Phone family/emergency contact**
- 5 Further adrenaline may be given if no response after 5 minutes**
- 6 Transfer person to hospital for at least 4 hours of observation**

IF IN DOUBT GIVE ADRENALINE AUTOINJECTOR

Commence CPR at any time if person is unresponsive and not breathing normally

ALWAYS GIVE ADRENALINE AUTOINJECTOR FIRST, and then asthma reliever puffer if someone with known asthma and allergy to food, insects or medication has SUDDEN BREATHING DIFFICULTY (including wheeze, persistent cough or hoarse voice) even if there are no skin symptoms


Asthma reliever medication prescribed: Y N

Note: If adrenaline is accidentally injected (e.g. into a thumb) phone your local poisons information centre. Continue to follow this action plan for the person with the allergic reaction.

OR

Name: _____ For use with **Anapen®** adrenaline (epinephrine) autoinjectors

Date of birth: _____



Confirmed allergens:

Family/emergency contact name(s):

1. _____

Mobile Ph: _____

2. _____

Mobile Ph: _____

Plan prepared by doctor or nurse practitioner (np): _____

The treating doctor or np hereby authorises medications specified on this plan to be given according to the plan, as consented by the patient or parent/guardian.

Whilst this plan does not expire, review is recommended by DD/MM/YY

Signed: _____

Date: _____

How to give Anapen®



1
PULL OFF BLACK NEEDLE SHIELD



2
PULL OFF GREY SAFETY CAP from red button



3
PLACE NEEDLE END FIRMLY against outer mid-thigh at 90° angle (with or without clothing)



4
PRESS RED BUTTON so it clicks and hold for 10 seconds. REMOVE Anapen®

Anapen® is prescribed as follows:

- Anapen® 150 Junior for children 7.5-20kg
- Anapen® 300 for children over 20kg and adults
- Anapen® 500 for children and adults over 50kg

SIGNS OF MILD TO MODERATE ALLERGIC REACTION

- Swelling of lips, face, eyes
- Hives or welts
- Tingling mouth
- Abdominal pain, vomiting - **these are signs of anaphylaxis for insect allergy**

ACTION FOR MILD TO MODERATE ALLERGIC REACTION

- For insect allergy - flick out sting if visible
- For tick allergy seek medical help or freeze tick and let it drop off
- Stay with person, call for help and locate adrenaline autoinjector
- Give antihistamine (if prescribed) _____
- Phone family/emergency contact

Mild to moderate allergic reactions (such as hives or swelling) may not always occur before anaphylaxis

WATCH FOR ANY ONE OF THE FOLLOWING SIGNS OF ANAPHYLAXIS (SEVERE ALLERGIC REACTION)

- Difficult or noisy breathing
- Swelling of tongue
- Swelling or tightness in throat
- Wheeze or persistent cough
- Difficulty talking or hoarse voice
- Persistent dizziness or collapse
- Pale and floppy (young children)

ACTION FOR ANAPHYLAXIS

- 1 LAY PERSON FLAT - do NOT allow them to stand or walk**
 - If unconscious or pregnant, place in recovery position - on left side if pregnant, as shown below
 - If breathing is difficult allow them to sit with legs outstretched
 - Hold young children flat, not upright



- 2 GIVE ADRENALINE AUTOINJECTOR**
- 3 Phone ambulance - 000 (AU) or 111 (NZ)**
- 4 Phone family/emergency contact**
- 5 Further adrenaline may be given if no response after 5 minutes**
- 6 Transfer person to hospital for at least 4 hours of observation**

IF IN DOUBT GIVE ADRENALINE AUTOINJECTOR

Commence CPR at any time if person is unresponsive and not breathing normally

ALWAYS GIVE ADRENALINE AUTOINJECTOR FIRST, and then asthma reliever puffer if someone with known asthma and allergy to food, insects or medication has **SUDDEN BREATHING DIFFICULTY** (including wheeze, persistent cough or hoarse voice) even if there are no skin symptoms

Asthma reliever medication prescribed: Y N

Note: If adrenaline is accidentally injected (e.g. into a thumb) phone your local poisons information centre. Continue to follow this action plan for the person with the allergic reaction.

© ASCIA 2021 This plan was developed as a medical document that can only be completed and signed by the patient's doctor or nurse practitioner and cannot be altered without their permission.

Parents and guardians (via their medical practitioner) can access the ASCIA Action Plan from:

<http://www.allergy.org.au/health-professionals/anaphylaxis-resources/ascia-action-plan-for-anaphylaxis>

This Individual Anaphylaxis Management Plan will be reviewed on any of the following occurrences (whichever happen earlier):

- annually
- if the student's medical condition, insofar as it relates to allergy and the potential for anaphylactic reaction, changes
- as soon as practicable after the student has an anaphylactic reaction at school
- when the student is to participate in an off-site activity, such as camps and excursions, or at special events conducted, organised or attended by the school (eg. class parties, elective subjects, cultural days, fetes, incursions).

I have been consulted in the development of this Individual Anaphylaxis Management Plan.

I consent to the risk minimisation strategies proposed.

Risk minimisation strategies are available at Chapter 8 – Risk Minimisation Strategies of the Anaphylaxis Guidelines

Signature of parent:

Date:

I have consulted the parents of the students and the relevant school staff who will be involved in the implementation of this Individual Anaphylaxis Management Plan.

Signature of principal (or nominee):

Date: